

1 Wypisz brakujące cyfry.

one – two – four – six – seven – nine – ten

	3
--	---

2 Dopasuj odpowiedzi do pytań.

- | | |
|-----------------------------|----------------------|
| 1 How old are you? | a I'm Brian. |
| 2 What's your name? | b No. I'm a student. |
| 3 Are you a shop assistant? | c I'm six. |

	6
--	---

3 Napisz, kim są z zawodu osoby na rysunkach.



- | | |
|---------|---------|
| 1 _____ | 4 _____ |
| 2 _____ | 5 _____ |
| 3 _____ | 6 _____ |

4 Uzupełnij zdania podanymi wyrazami.

	6
--	---

I'm you name are nice

- How do _____ spell 'musician'?
- What's your _____?
- _____ Jane.
- _____ to meet you.
- How old _____ you?

	5
--	---



1 Uzupełnij dialog.

John Hello!

Tom Hello! How are _____?

John I'm fine.

Tom What's _____ name?

John My name _____ John. What's _____ name?

Tom I'm Tom Macaine.

John How _____ you spell _____ surname?

Tom M-A-C-A-I-N-E.

John How old _____ you?

Tom I'm 9.

John I'm 9 too.

Tom Nice to meet you.

	7
--	---

2 Przetłumacz zdania na język angielski.

- On jest iluzjonistą. – _____
- To nie jest kątomierz. – _____
- Ona nie jest piosenkarką. – _____
- Ona jest astronautką. – _____
- Czy jesteś pisarzem? – _____

	5
--	---

3 Napisz podane liczby słownie.

- | | |
|----------|----------|
| 12 _____ | 14 _____ |
| 20 _____ | 3 _____ |
| 8 _____ | |

	5
--	---

4 Odszukaj i zakreśl 6 słów z kategorii: przedmioty osobiste.

L	C	O	M	P	U	T	E	R	X	O	M
F	R	I	S	B	E	T	E	M	L	K	S
U	S	S	K	A	T	E	B	O	A	R	D
L	O	M	P	3	P	L	A	Y	E	R	T
T	U	R	K	W	A	T	C	H	U	M	Z
K	E	Y	R	I	N	G	F	O	J	O	E

	3
--	---



1 Przeczytaj tekst i odpowiedz na pytania.

Lucy Gibson is an artist. She is twenty years old. The name of her picture is 'The Giant Frisbee'. It is a big, red and orange picture. Red is Lucy's favourite colour. Lucy is an art teacher and Anne Hutchinson is her student. She is not twenty years old. She is twelve.

1 Is Lucy a student?

4 What is Lucy's favourite colour?




2 How old is Lucy?



5 How old is Anne?

3 Is 'The Giant Frisbee' Anne's picture?

	10
--	----

2 Zakreśl właściwe słowa.

- 1  rubber / ruler
- 2  MP3 player / calculator
- 3  pencil / pen

- 4  wallet / school bag
- 5  pencil case / pencil

	5
--	---

3 Połącz wyrazy o przeciwstawnym znaczeniu.

- | | |
|---------|---------|
| 1 old | a small |
| 2 short | b light |
| 3 big | c white |
| 4 black | d long |
| 5 heavy | e new |

	5
--	---

4 Wpisz *she, her, he, lub his*.

- 1 Kate is a student. _____ is nine years old. _____ surname is Kingstone. _____ school bag is green and _____ pencil case is orange. _____ teacher is Mrs Jettison. _____ is twenty years old.
- 2 David is Kate's brother. _____ is seven years old. Look! That is David's school bag. _____ school bag is yellow and red and _____ pencil case is blue. Mr Green is David's teacher. _____ is a good teacher.

	10
--	----



1 Ułóż zdania z podanych wyrazów.

- 1 open / bag / the / red / . _____
- 2 under / the / Bob's / pen / is / table / . _____
- 3 new / the / computer / is / . _____
- 4 the / take / to / picture / classroom / . / the _____
- 5 table / not / the / do / come / to / ! _____

	10
--	----

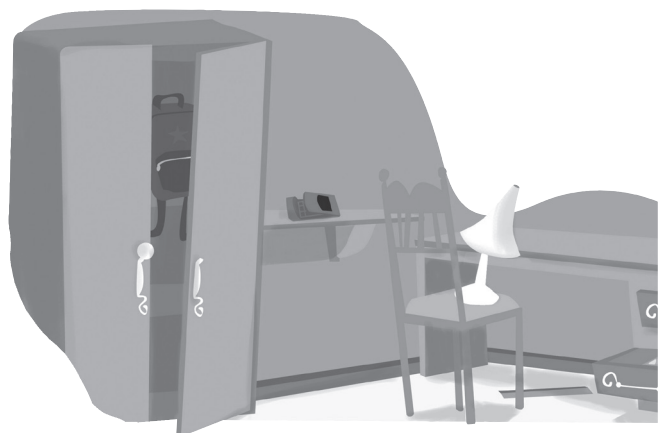
2 Przetłumacz wyrazy na język angielski.

- 1 szafka kuchenna – _____
- 2 ściana – _____
- 3 papier – _____
- 4 resztki jedzenia – _____
- 5 szkło – _____

	5
--	---

3 Spójrz na rysunek i odpowiedz na pytania.

- 1 Is the ruler under the chair? _____
- 2 Is it on the desk? _____
- 3 Where is it? _____
- 4 Is the mobile phone in the drawer? _____
- 5 Is it under the desk? _____
- 6 Where is it? _____
- 7 Is the school bag on the shelf? _____
- 8 Is it on the chair? _____
- 9 Where is it? _____



	9
--	---

4 Zakreśl właściwe opcje.

- 1
Tim Where is it?
Carol On **a** / **the** / – sofa.
- 2
Alan **Go** / **Close** / **Open** to the door!
- 3
Alice **Where** / **What** / **Whose** is the brown bag?
Andy It is under the chair.

	6
--	---



1 Ułóż nazwy ubrań z podanych liter.

- 1 Tom's **oustrers** _____ are under the chair. 3 My **ksrit** _____ is blue and yellow.
- 2 Sam's **oeshs** _____ are behind the wardrobe. 4 Mary's **sdrse** _____ is in the drawer.
- 5 His **koscs** _____ are not blue. They are red.

2 Wstaw *is* lub *are*.

- Mary** Where _____ my shoes? **Mary** Yes!
- Jane** Look! They _____ under the bed. **Jane** Where _____ my white socks?
- Mary** _____ my school bag on the chair? **Mary** _____ they in your big drawer?
- Jane** No, it isn't. _____ it in your wardrobe? **Jane** No, they _____ not.
- Mary** No, it isn't. Where _____ it? **Mary** _____ they in the small drawer?
- Jane** Look! It _____ on the shelf. **Jane** Yes, thank you.

3 Z podanych wyrazów ułóż zdania twierdzące i przeczące.

- 1 mother's T-shirt / red – father's T-shirt / ~~red~~ / yellow
My mother's T-shirt is red. My father's T-shirt isn't red. It's yellow.
- 2 Tom's shoes / under the bed – Mary's shoes / ~~under the bed~~ / in the cupboard

- 3 Lucy's dress / pink – Sophie's dress / ~~pink~~ / red

- 4 Luke's dog / behind the cupboard – Daniel's dog / ~~behind the cupboard~~ / under the desk

- 5 My brother's trousers / on his bed – Kevin's trousers / ~~on his bed~~ / on the chair

- 6 My pencil / in the pencil case – Her pencil / ~~pencil case~~ / on the desk

4 Połącz części zdań. Jedna opcja została podana dodatkowo.

- 1 They are not a your shoes?
- 2 Where are b the book under your chair.
- 3 My sister's bike c she?
- 4 Put d is old.
- 5 Who is e your dress?
- f my pens. They are Sue's.

1-12



13-23



24-30



1 Przeczytaj opis pewnej istoty i narysuj ją.

Freaky is a good monster. He has got a small face, three big ears and two red eyes. His hair is long and yellow. His T-shirt is short and blue. He has got four legs and two arms. He has got a green beanie in his hand. He is a happy monster!

10

2 Zakreśl właściwe opcje.

1

Alan Have you got a jacket?

Henry Yes, I **have** / **am**.

2

Carol Has Sam got a sweater?

Pat No, **he hasn't** / **I haven't**.

3

Mabel What's **that** / **these**?

Peter **It's a cap.** / **These are caps.**

4

Alice What are those?

Rob They are **Tom's** / **shoes**.

5

3 Zakreśl właściwe opcje.

1 I'm Mary and **these** / **this** is my friend.

2 That is Tim's ruler and **that** / **those** is his pen.

3 **These** / **This** are my trousers and **that** / **those** are your trousers.

4 Look at my hand! **These** / **This** are my fingers.

5

4 Przeczytaj tekst i odpowiedz na pytania.

Hi, there! My name is Bob. I'm nine years old. I have got a sister. Her name is Carol. She's not nine. She is 11 years old. She has got blue eyes and brown hair. My hair is brown too. Look at Carol's sweater. It is red. It is a new sweater. And her jacket? Well, it isn't red. It is green. It is a beautiful jacket.

1 How old is Bob? _____

2 Has he got a brother? _____

3 Has Carol got brown eyes? _____

4 What colour is Carol's sweater? _____

5 Is Carol's jacket red? _____

5

1-10



11-18

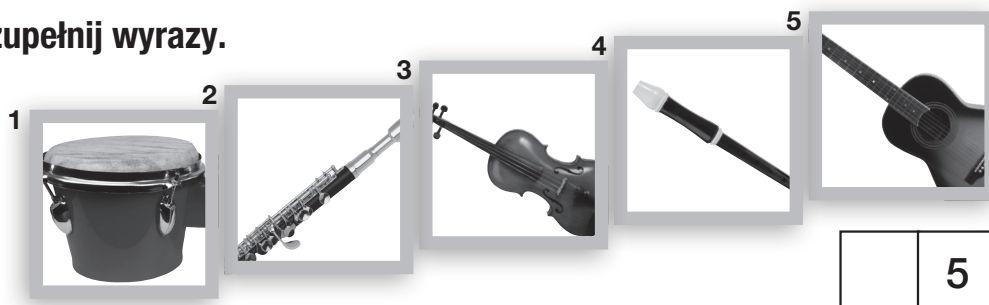


19-25



1 Popatrz na zdjęcia i uzupełnij wyrazy.

- 1 _____ M _____
- 2 _____ U _____
- 3 _____ I _____
- 4 _____ C _____
- 5 _____ U _____



	5
--	---

2 Połącz części zdań. Jedna opcja została podana dodatkowo.

- | | |
|-------------------------|----------------------------|
| 1 That's my sister. Her | a under the bed. |
| 2 Have you got | b has got a new bike. |
| 3 I can | c play the piano. Can you? |
| 4 Terry | d name is Jane. |
| 5 My new school bag is | e a new skateboard? |
| | f have got new trainers. |

	5
--	---

3 Zaznacz właściwe wyrazy.

- Joshua** Hello! How **are** / **is** you?
- Anna** Fine, thank you. What is **your** / **our** name?
- Joshua** My name is Joshua. Are these **your** / **our** friends?
- Anna** Yes, they are my school friends.
- Joshua** Is that **your** / **his** teacher?
- Anna** No, she is not my teacher.
- Joshua** Who is **she** / **her**?
- Anna** She is **my** / **your** mother.
- Joshua** What is **his** / **her** name?
- Anna** **His** / **Her** name is Jane.
- Joshua** And whose dog is it?
- Anna** It is **your** / **our** dog. **His** / **Our** name is Spotty.

	10
--	----

4 Ułóż pytania do odpowiedzi.

- | | |
|--------------------------------------|-------------------------------------------|
| Alison _____? | Mike No. I haven't got a bike. |
| Mike No. I can't ride a bike. | Alison _____? |
| Alison _____? | Mike Yes. Kate can play the guitar |
| Mike It is Mary's bike. | Alison _____? |
| Alison _____? | Mike Yes. She has got a guitar. |

	10
--	----



1 Ułóż nazwy owoców z podanych liter, a następnie dopasuj je do zdjęć.

- 1 olmesn _____
- 2 ulsmp _____
- 3 rasep _____
- 4 srgenoa _____
- 5 sparge _____



2 Przeczytaj rozmowę i zaznacz te przedmioty, które Rose ma w koszyku.

- Dan** Hello, Rose! Are you ready for the picnic?
- Rose** No, I'm not. Can you help me?
- Dan** Yes, of course. Have you got the sandwiches?
- Rose** No, I haven't. I have got yogurt.
- Dan** What about bananas? Have we got two?
- Rose** Yes. One for you and one for me.
- Dan** Have we got Coke or orange juice?
- Rose** No, we haven't. We have got two bottles of water.
- Dan** Is the fruit in the basket?
- Rose** Yes. The apples, pears and bananas are in the basket.
- Dan** OK, we are ready now!



	10
--	----

3 Wstaw *like* lub *likes*.

- 1 Kelly _____ pizza.
- 2 Tom and Sam _____ hamburgers.
- 3 My father _____ oranges.
- 4 My sisters _____ pears.
- 5 The teacher _____ orange juice.
- 6 My parents _____ coffee.
- 7 The children _____ cheese.

	7
--	---

4 Zaznacz właściwe opcje.

- 1 **Mandy** Do you like pasta?
Tim Yes, I **don't** / **do**.
- 2 **Simon** Do you like yoghurt?
Tina No, I / **you** don't.
- 3 **Sylvia** Do you **like** / **likes** cheese?
Paul No. I like yogurt.
- 4 **Martha** **You do** / **Do you** like kiwis?
Patty Yes. I like kiwis, apples and pears.

	8
--	---



1 Wpisz wyrazy z ramki do odpowiedniej kategorii.

doctor basketball mobile phone black apples trousers volleyball actress pencil pears
skirt red ruler teacher shoes blue swimming pizza dress pen

OBJECTS	OCCUPATIONS	COLOURS	FOOD	CLOTHES	SPORTS
_____	_____	_____	_____	_____	_____
_____	_____	_____	_____	_____	_____
_____	_____	_____	_____	_____	_____
_____	_____	_____	_____	_____	_____

10

2 Ułóż przymiotniki z podanych liter, a następnie dopasuj do rysunków. Jeden rysunek podano dodatkowo.

- redti _____
- doerb _____
- sytrtih _____
- rhnuyg _____
- hpyap _____



5

3 Napisz wyniki słownie.

- twenty three + seventeen = _____
- thirty + twelve = _____
- thirteen + eleven = _____
- seven + nineteen = _____
- three + eighteen = _____

5

4 Ułóż pytania do odpowiedzi.

Matt _____?

Laura My sister? No. She isn't at home.

Matt _____?

Laura Yes, she can. She can play the guitar and the piano.

Matt _____?

Laura It's my brother's computer.

Matt _____?

Laura His name is Edward.

Matt _____?

Laura Yes, he does. He likes sports.

10

1-12



13-23



24-30

